

**THE NETHERLANDS
(N E D E R L A N D)****ECE R13, Annex 11 – Appendix 3
Test report as prescribed in Paragraphs 3.7.1. and 3.7.2. of Appendix 2 to this Annex****Test report number: RDW 19160114****Extension number: 00****1. Identification:****1.1. Axle:**

Manufacturer (name and address) : JMR Trading BV
Staalstraat 1
2984 AJ Ridderkerk
The Netherlands

Make : Dexter
Type : Fixed trailer Axle
Model : ---
Technically permissible axle load (P_c) : 2.207 daN (=2.250 kg)

1.2. Brake:

Manufacturer (name and address) : Dexter Axle
P.O.Box 250
Elkhart, IN 46515
USA

Make : Dexter
Type : 12 x 2" 7K
Model : Hydraulic Simplex
Technically permissible brake input torque C_{max} : 292 Nm
Automatic Brake Adjustment Device : ~~integrated/non-integrated~~ / N.A.⁽¹⁾



Brake drum ~~or brake disc~~ ⁽¹⁾:

Internal diameter of drum or outside diameter of disc ⁽¹⁾ : 284 mm
 Effective radius : 142 mm
 Thickness ⁽²⁾ : ---
 Mass : 15,5 kg
 Material : Cast Iron (grey cast iron)

Brake lining or pad ⁽¹⁾:

Manufacturer : Dexter Axle
 Make : DEXTER
 Type : DEX 2 GG
 Identification (must be visible when the lining/pad is mounted on the brake shoe/backing plate) : Type identification at front
 Width : 42,5 mm
 Thickness : 5,25 mm
 Surface area : 100,72 cm²
 Method of attachment : glued

Brake geometry, attach dimensions drawing as follows:

Drum brakes see Figure 1A of this Appendix.

1.3. Wheel(s):

Single/~~Twin~~ ⁽³⁾ : See "spec's brake geometrie"
 Rim diameter (D) : See "spec's brake geometrie"

1.4. Tyres:

Reference rolling radius (R_e) at reference action (P_e) : R dyn: 338 mm
 (225/70 R 15 C)

1.5. Actuator:

Manufacturer : Hydr. Cylinder
 Type (cylinder/diaphragm) ⁽³⁾ : Cylinder
 Model : 128,57 cm² (1, 1/8 ")
 Lever length (l_e) : -- mm.

1.6. ⁽¹⁾ Automatic Brake Adjustment Device (not applicable in the case of integrated Automatic Brake Adjustment Device):

Manufacturer (name and address) : N.A.
 Make : N.A.
 Type : N.A.
 Version : N.A.



2. Record of test results ⁽⁴⁾
(Corrected to take account of rolling resistance => 0,01.P_e):

2.1. In the case of vehicles of Categories O₂ and O₃:

Test type:	O	I	0
Annex 11, Appendix 2, Paragraph.:	3.5.1.2.	3.5.2.2./3.	3.5.2.4.
Test speed -- km/h	40	40	40
Hydr.caliper pressure p _e 10 ² kPa	50,8	--	52,2
Braking time -- Min	--	2,55	--
Brake force developed T _e N	10494	1290	7788
Brake efficiency T _e /9.81P _e -- --	0,61	0,07	0,45
Actuator stroke S _e mm	--	--	--
Max brake input pressure - 10 ² kPa	69,0	--	69,0
Hydr.threshold pressure - 10 ² kPa	2,0	--	2,0

2.3. This item is to be completed only when the brake has been subject to the test procedure defined in Paragraph 4 of Annex 19 to this Regulation to verify the cold performance characteristics of the brake by means of the brake factor (B_F). Where the brake factor is defined as input to output amplification ratio of the brake.

2.3.1. Brake factor B_F : N.A.

3. Performance of the automatic brake adjustment device (if applicable) :

3.1. Free running according to Paragraph 3.6.3. of Annex 11, Appendix 2 : yes

Remark:

4. This test has been carried out and the results reported in accordance with Appendix 2 to Annex 11 and where appropriate Paragraph 4, of Annex 19 to ECE Regulation number 13, as last amended by the 10 series of amendments.

Technical service ⁽⁵⁾ carrying out the test : RDW
Europaweg 205
P.O. Box 777
2700 AT Zoetermeer
The Netherlands

Signed :




The image shows a circular logo for RDW (Rijksdienst voor het Verkeer en Waterweg) featuring a coat of arms with two lions and a crown, with the text 'RDW' below it. To the right of the logo is a handwritten signature in black ink that reads 'W.R. Hartman'.

W.R. Hartman

Date : 24-11-2009

5. Approval authority ⁽⁵⁾ : RDW
Europaweg 205
P.O. Box 777
2700 AT Zoetermeer
The Netherlands

Signed :

The image shows a handwritten signature in black ink over a circular stamp. The stamp features the RDW logo, which includes a crown at the top, a shield with two lions, and the text 'RDW' below it. The signature is written in a cursive style.

A.M. Boekestein

Date : 04-01-2010

6. ⁽⁶⁾ At the end of test defined in Paragraph 3.6 of Annex 11, Appendix 2, the requirements of Paragraph 5.2.2.8.1. of ECE Regulation number 13 where deemed to be fulfilled/~~not fulfilled~~ ⁽²⁾.

Signed :

The image shows a handwritten signature in black ink over a circular stamp. The stamp features the RDW logo, which includes a crown at the top, a shield with two lions, and the text 'RDW' below it. The signature is written in a cursive style.

W.R. Hartman

Date : 24-11-2009

⁽¹⁾ Only to be completed when an Automatic Brake Wear Adjustment Device is installed.


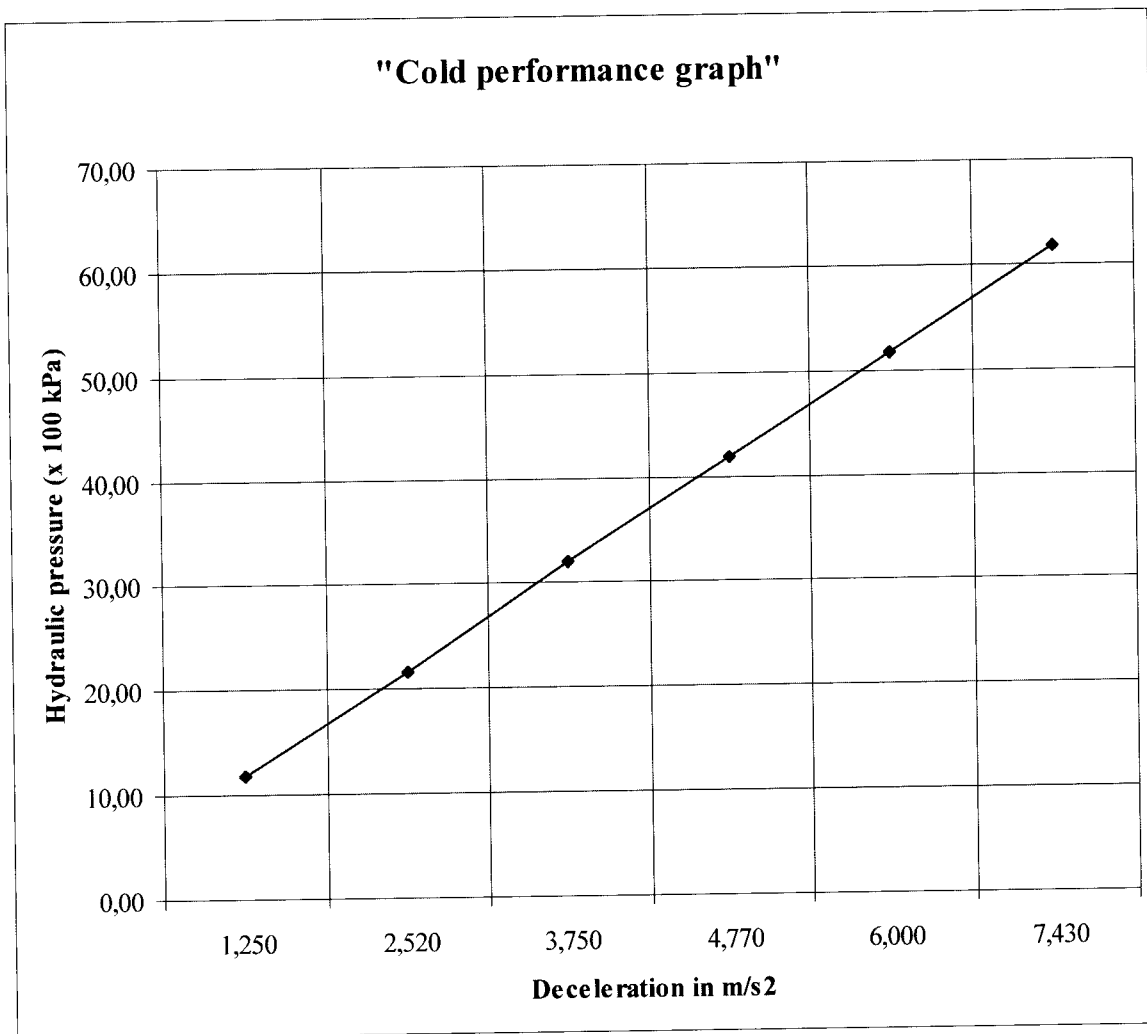
⁽²⁾ Applies to disc brakes only.

⁽³⁾ Strike out what does not apply.

⁽⁴⁾ Track Test/Inertia Dynamometer Test/Rolling Road Dynamometer Test (delete where not applicable).

⁽⁵⁾ To be signed by different persons even when the Technical Service and Approval Authority are the same or alternatively, a separate Approval Authority authorisation issued with the report.

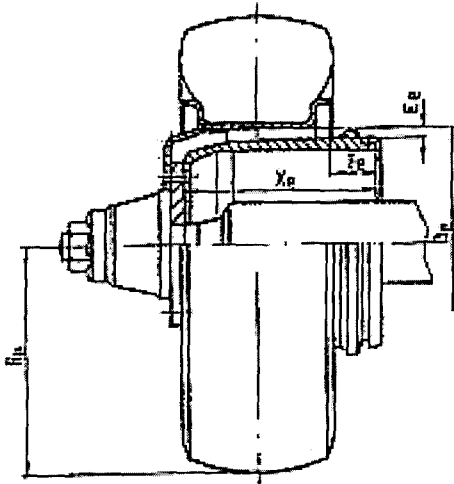
⁽⁶⁾ Only to be completed when an automatic brake wear adjustment device is installed.



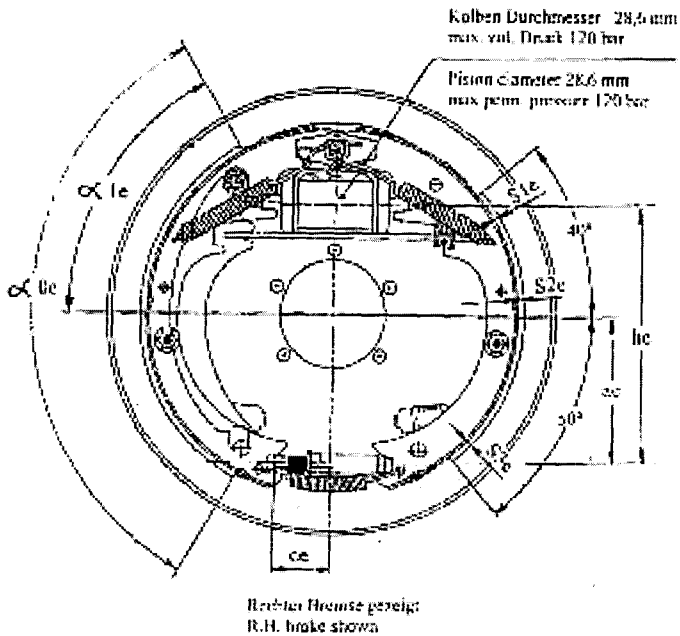
Anlage zum Prüfprotokoll 71/320/EWG Anhang VII

Hydraulik - Simplex Bremse
 Hydraulic - Simplex Brake

Anlage 2 - Figur 1
 Supplement 2 - Figure 1



Breite Trommel Width of drum Xe (mm)	99
Achslast (kg) Axle loading (kg)	2250
Reifen Tyre	225/70 R 15
Felge Rim	15x6JJ
Re	338
De	184,5
Ee	17
Fe	28



Anlage 2 - Figur 2
 Supplement 2 - Figure 2

Abmessungen der Bremse
 Dimensions of the brake

F = wirksame Bremsfläche pro Bremse
 F = effective lining area per brake

Ae (mm)	119,6
he (mm)	206,5
Ce (mm)	43,7
α Oe	120
α 1e	60
be (mm)	50
re (mm)	152,4
s1e (mm)	4,8
s2e (mm)	5,3
s3e (mm)	4,8

